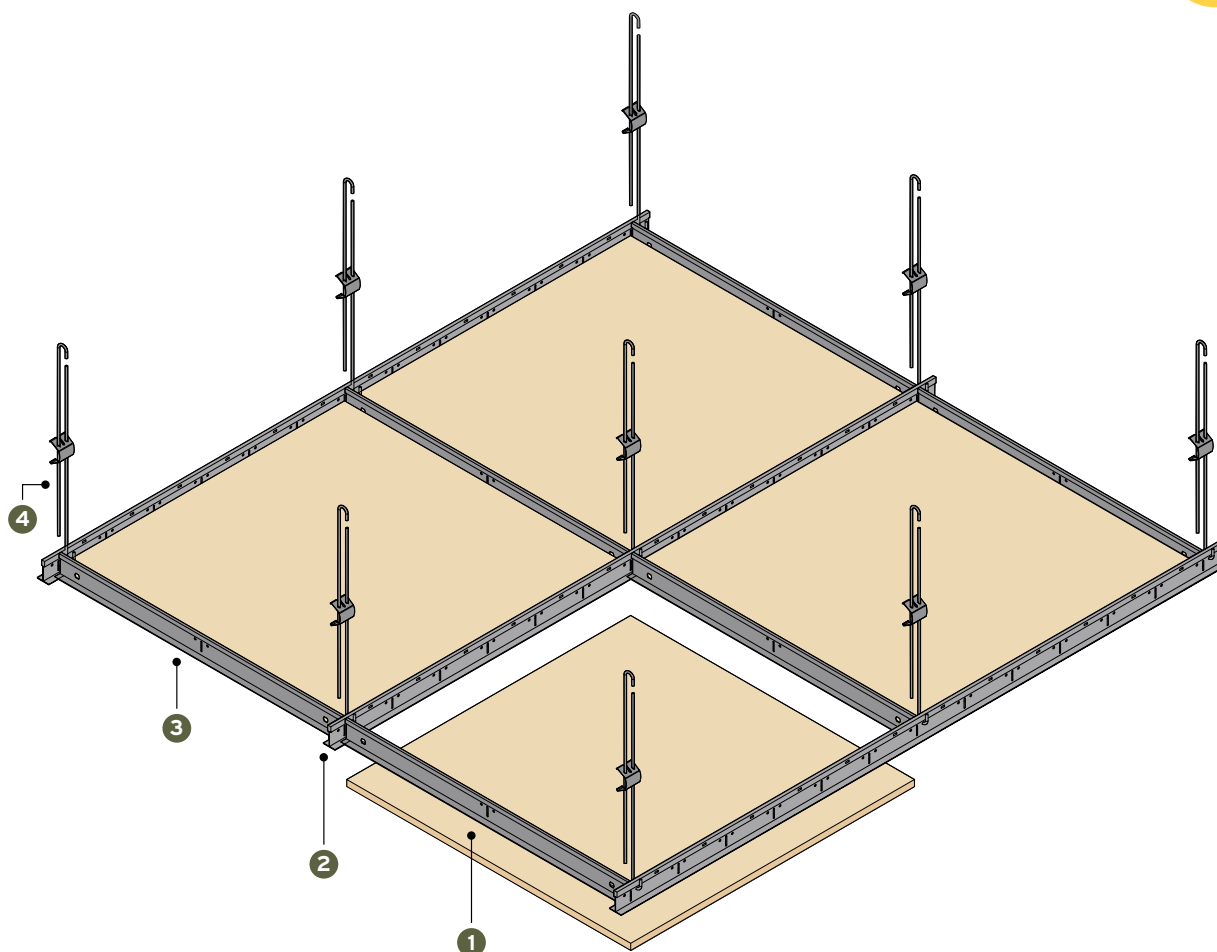


Wood ceilings & coverings

SHERWOOD **EXPO 100** system

 **CBI**
EUROPE
HI-TECH INTERIORS

WOOD EXPO 100 SYSTEM

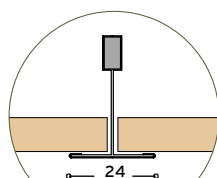


PANEL PANNELLO

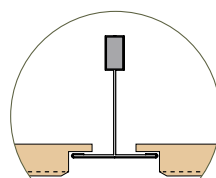
dimension	type
square quadrato	· SHERWOOD MELAMINE
rectangular rettangolare	· SHERWOOD REAL VENEER

GRID SYSTEM STRUTTURA

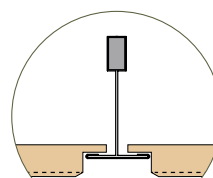
- CWT
- CWR
- CWN
- CWX



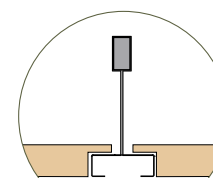
TRIM T24 > CWT



REVEAL T24 > CWR



NARROW T15 > CWN



XLINE T15 > CWX

38

1

panel
pannello
600x600 mm
600x1200 mm

2

main runner
profilo portante

CWT · CWR > **PKH 3700** 24x38x3700 mm

CWN > **PKA 3700** 15x38x3700 mm

CWX > **BP 3600** 15x42x3600 mm

3

cross tee
profilo intermedio

IKH 0600 24x38x600 mm

IKHA 0600 24x38x600 mm

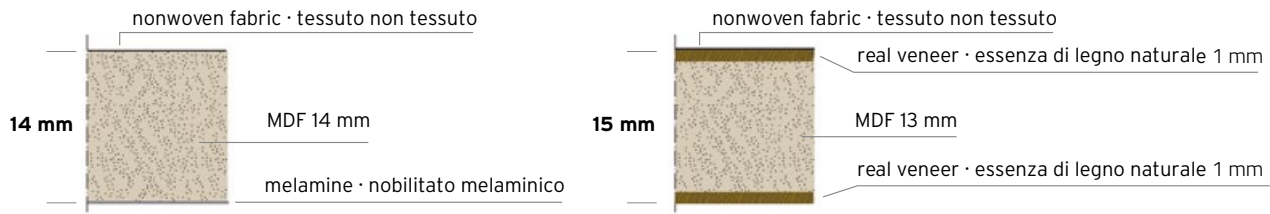
BP 0600 15x42x600 mm

4

SOR suspension
sospensione

TYPE OF PANELS

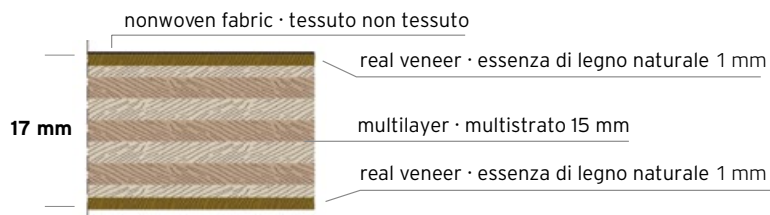
SHERWOOD · MDF HIGH DENSITY



MDF HIGH DENSITY

Internal bond · Resistenza allo strappo	EN 319	0,65 / 1,1 N/mm ²
M.O.E.	EN 310	2500 3180 N/mm ²
Surface soundness · Strappo superficiale	EN 311	1,2 / 1,8 N/mm ²
Thickness Tolerance · Tolleranza di spessore	EN 324-1	+/- 0,2 mm
Squareness · Squadro	EN 324-2	+/- 0,3 mm
Grit content · Contenuto in silice	ISO 3340	< 0,05%
Fire reaction class · Classe di reazione al fuoco		B s₂ d₀

SHERWOOD · MULTILAYERS

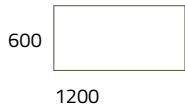


MULTILAYERS

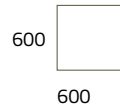
Thickness · Spessore	EN 315	15 mm
Layers · Strati	EN 315	n° 7
Mass · Massa volumica	EN 323	Kg/m ³ 410 +/- 10%
Resistance to bending · Resistenza alla flessione		
Longitudinal · Longitudinale	EN 310	25 N/mm ²
Transversal · Trasversale	EN 310	25 N/mm ²
Thermal conductivity · Conduttività termica	EN 10456	W/m K 0,12
Moisture content · Umidità	EN 322	% 8 - 12
Formaldehyde · Formaldeide		E1
Fire reaction class · Classe di reazione al fuoco		
Standard	ISO 13986	Dfl s1
On demand · A richiesta	EN 13501-1	B s ₂ d ₀

MODULARITY

rectangular




square



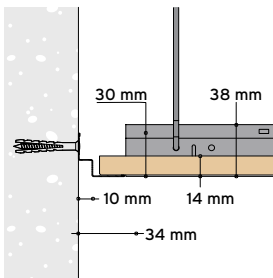
OTHER DIMENSION AVAILABLE ON REQUEST

sample compositions

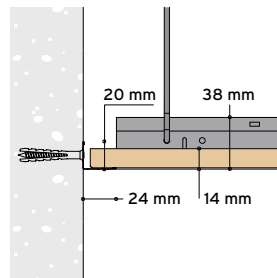


PERIMETRAL MOLDING

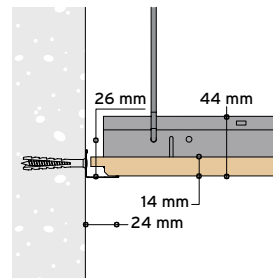
WOOD EXPO 100



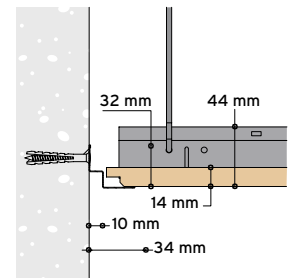
W3000
CWT



A3000
CWT




A3001
CWR · CWN




W3001
CWR · CWN

ACCESSORIES


HOLES FOR LIGHTING UNITS




H01



H02



H03



H04

AIR VENTS



H05



H06



H07



H08

FITTINGS

All Wood System panels permit the installation of fittings such as lighting, air nozzles, fume detectors, sprinklers and suspended signboards.


FINISHES

MELAMINE

> SHERWOOD




oak rock white




elm tafira




oak italia




oak bruges



walnut athens




bavaria beech




white

REAL VENEER

> SHERWOOD



maple



wengè



beech



cherry



zebrano



ash tree




walnut 1



walnut 2



mahogany



oak

The colour card shown on this page is purely for information purposes; please request samples. Please contact CBI Europe's Technical Office for special colour re-

quirements which will be supplied only for orders of at least 800 sq.m. Wood system accessories are finished in aluminium or wood.


PERFORATION




ACOUSTIC ABSORPTION

- no perforation
- perforation
- perforation
- ▬ slots

ABC = SHERWOOD PANELS




F00



F01

Ø 6 = 2.27 %
Ø 8 = 4.03 %


● : 289



F02

Ø 6 = 4.28 %
Ø 8 = 7.61 %


● : 545



F03

Ø 6 = 1.07 %
Ø 8 = 1.90 %


● : 136



F04

Ø 6 = 4.28 %
Ø 8 = 7.61 %


● : 545



F05

Ø 6 = 2.01 %
Ø 8 = 3.57 %


● : 256



F06

Ø 6 = 1.20 %
Ø 8 = 2.14 %


● : 153



F07

Ø 6 = 2.27 %
Ø 8 = 4.03 %


● : 289



F08

Ø 6 = 10.17 %
Ø 8 = 18.09 %


● : 1296



F09

Ø 3 = 2.55 %


● : 1296



A01

6x66 mm - 11.00 %
8x66 mm - 14.57 %


▬ : 102



A02

6x60 mm - 9.39 %
8x60 mm - 12.43 %


▬ : 96



A03

6x66 mm - 10.35 %
8x66 mm - 13.71 %


▬ : 96



A04

6x66 mm - 5.18 %
8x66 mm - 6.86 %

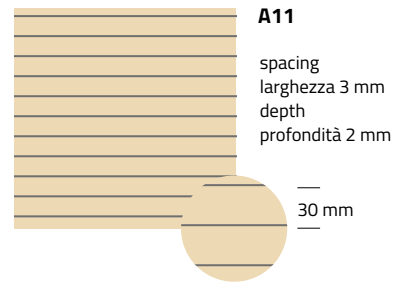
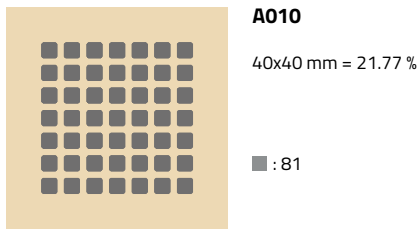
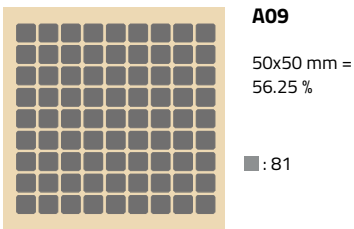
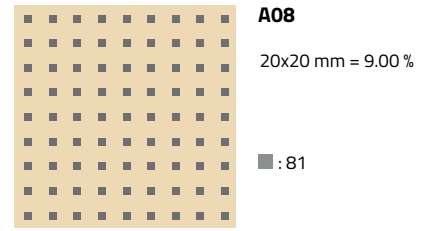
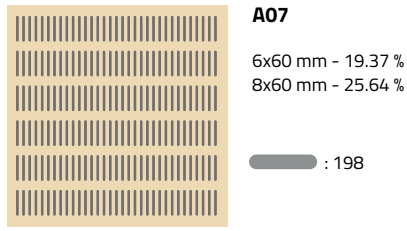
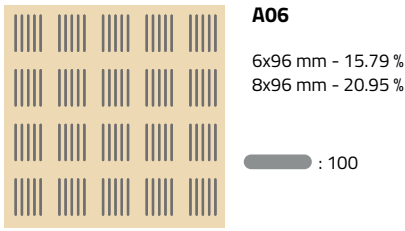
▬ : 48



A05

6x66 mm - 7.33 %
8x66 mm - 9.71 %


▬ : 68



ABC = SHERWOOD




F00
280 x 1200 mm
280 x 1500 mm
280 x 1800 x 14 mm
280 x 2100 x 14 mm




F01

Ø 6	Ø 8		
2.49%	4.43%	280 x 1200 mm	● : 296
2.48%	4.40%	280 x 1500 mm	● : 368
2.47%	4.39%	280 x 1800 mm	● : 440
2.50%	4.44%	280 x 2100 mm	● : 520




F02

Ø 6	Ø 8		
4.61%	8.19%	280 x 1200 mm	● : 548
4.60%	8.17%	280 x 1500 mm	● : 683
4.63%	8.22%	280 x 1800 mm	● : 825
4.65%	8.27%	280 x 2100 mm	● : 968




F03

Ø 6	Ø 8		
1.82%	3.23%	280 x 1200 mm	● : 216
1.94%	3.45%	280 x 1500 mm	● : 288
1.88%	3.35%	280 x 1800 mm	● : 336
1.85%	3.28%	280 x 2100 mm	● : 384



A01

6x66	8x66 mm		
12.83%	16.99%	280 x 1200 mm	▬ : 111
12.76%	16.90%	280 x 1500 mm	▬ : 138
12.71%	16.84%	280 x 1800 mm	▬ : 165
12.88%	17.05%	280 x 2100 mm	▬ : 195



A02

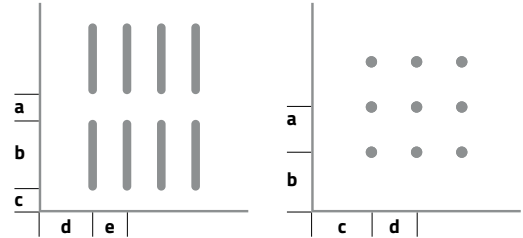
6x66	8x66 mm		
9.36%	12.40%	280 x 1200 mm	▬ : 81
9.98%	13.22%	280 x 1500 mm	▬ : 108
9.71%	12.86%	280 x 1800 mm	▬ : 126
9.51%	12.59%	280 x 2100 mm	▬ : 144




ACOUSTIC ABSORPTION PANELS

Giordano Institute n° 196088
197140 UNI EN ISO 354: 2003

ceiling
covering


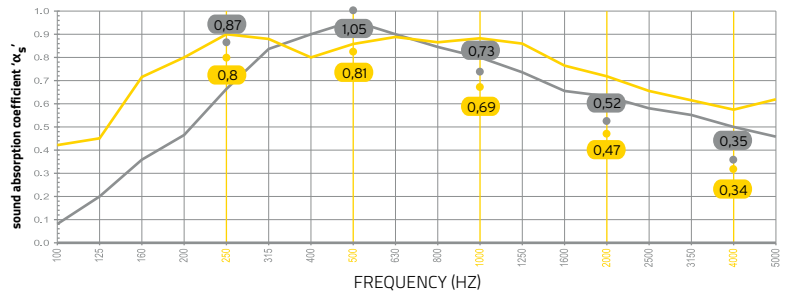


SLOTS




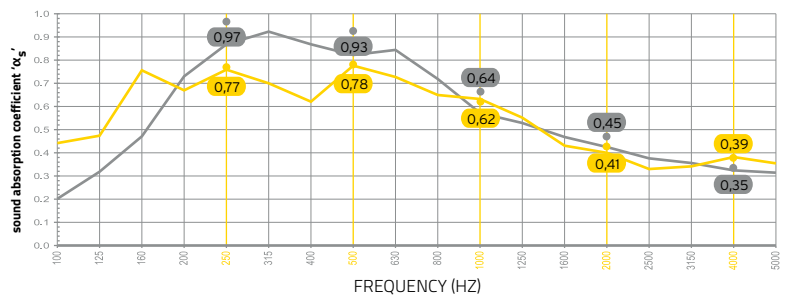
a = 32 mm
b = 58 mm
c = 46 mm
d = 44 mm
e = 32 mm
 $\emptyset 6 = 1.07\%$
 $\emptyset 8 = 1.90\%$

α_p 0,87 | 1,05 | 0,73 | 0,52 | 0,35 | $\alpha_w = 0,50$
0,8 | 0,81 | 0,69 | 0,47 | 0,34 | $\alpha_w = 0,50$




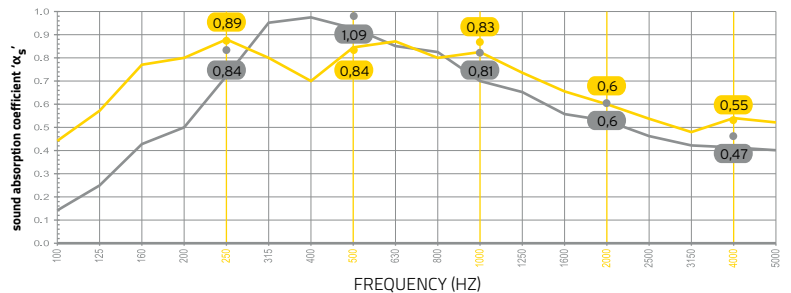
a = 38 mm
b = 52 mm
c = 49 mm
d = 51 mm
e = 16 mm

α_p 0,97 | 0,93 | 0,64 | 0,45 | 0,35 | $\alpha_w = 0,50$
0,77 | 0,78 | 0,62 | 0,41 | 0,39 | $\alpha_w = 0,45$



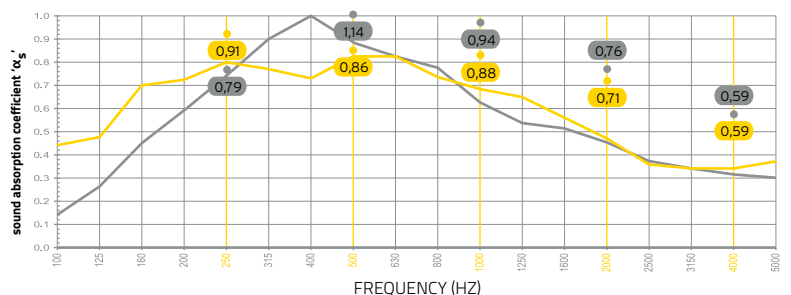
a = 52 mm
b = 88 mm
c = 46 mm
d = 44 mm
e = 16 mm

α_p 0,84 | 1,09 | 0,81 | 0,6 | 0,47 | $\alpha_w = 0,60$
0,89 | 0,84 | 0,83 | 0,6 | 0,55 | $\alpha_w = 0,50$




a = 32 mm
b = 58 mm
c = 46 mm
d = 44 mm
e = 16 mm

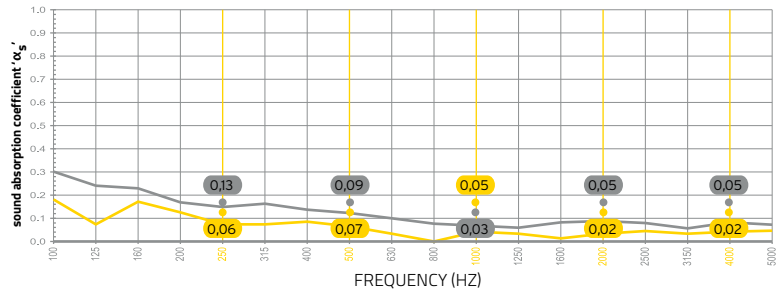
α_p 0,79 | 1,14 | 0,94 | 0,76 | 0,59 | $\alpha_w = 0,75$
0,91 | 0,86 | 0,88 | 0,71 | 0,59 | $\alpha_w = 0,75$




SMOOTH



α_p 0,13 | 0,09 | 0,03 | 0,05 | 0,05 | $\alpha_{W1} = 0,10$
 0,06 | 0,07 | 0,05 | 0,02 | 0,02 | $\alpha_{W2} = 0,05$


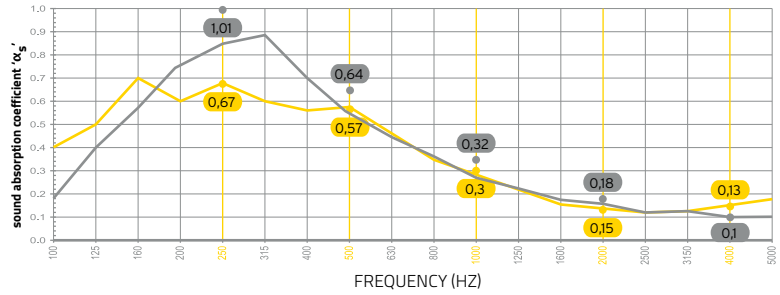


PERFORATION




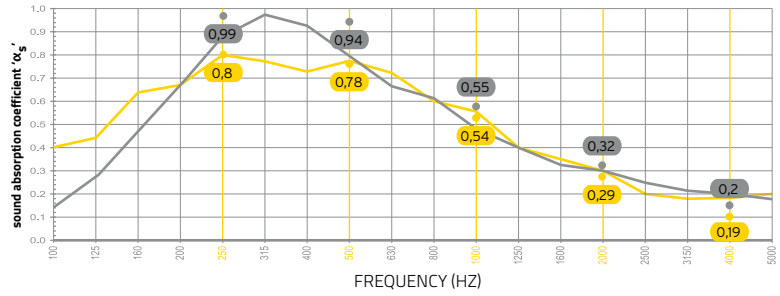
a = 32 mm
 b = 44 mm
 c = 44 mm
 d = 32 mm

α_p 1,01 | 0,64 | 0,32 | 0,18 | 0,1 | $\alpha_{W1} = 0,20$
 0,67 | 0,57 | 0,3 | 0,15 | 0,13 | $\alpha_{W2} = 0,25$




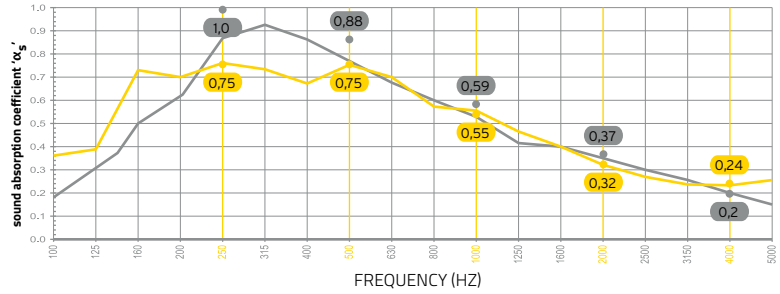
a = 16 mm
 b = 44 mm
 c = 44 mm
 d = 16 mm

α_p 0,99 | 0,94 | 0,55 | 0,32 | 0,2 | $\alpha_{W1} = 0,35$
 0,8 | 0,78 | 0,54 | 0,29 | 0,19 | $\alpha_{W2} = 0,35$




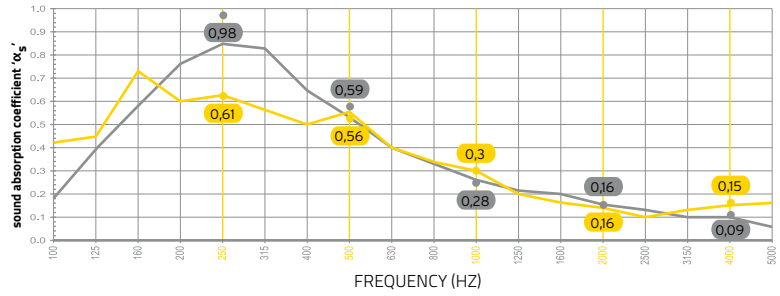
a = 16 mm
 b = 76 mm
 c = 76 mm
 d = 16 mm

α_p 1 | 0,88 | 0,59 | 0,37 | 0,2 | $\alpha_{W1} = 0,35$
 0,75 | 0,75 | 0,55 | 0,32 | 0,24 | $\alpha_{W2} = 0,35$



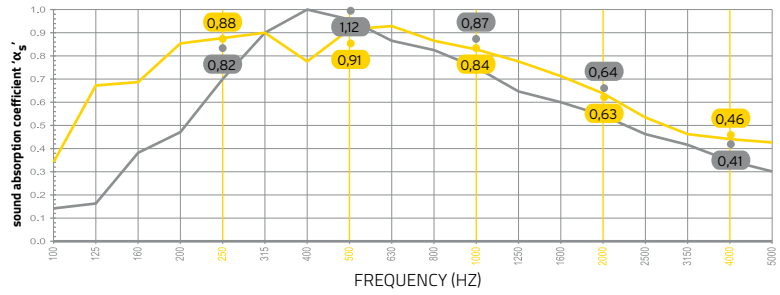
a = 32 mm
 b = 44 mm
 c = 44 mm
 d = 32 mm

α_p 0,98 | 0,59 | 0,28 | 0,16 | 0,09 | $\alpha_{W1} = 0,20$
 0,61 | 0,56 | 0,3 | 0,16 | 0,15 | $\alpha_{W2} = 0,25$




a = 16 mm
 b = 17,5 mm
 c = 17,5 mm
 d = 16 mm

α_p 0,82 | 1,12 | 0,87 | 0,64 | 0,41 | $\alpha_{W1} = 0,60$
 0,88 | 0,91 | 0,84 | 0,63 | 0,46 | $\alpha_{W2} = 0,65$




WOOD CEILINGS & COVERINGS: technical perfection, 100% made in Italy.


Modern, welcoming workplaces, free from noise pollution, where the warmth of natural wood is complemented by stylish, clean lines. Slats and panels set new standards in style for public offices and community spaces.



AESTETICH VERSATILITY



CONFIGURABILITY



HI-TECH PERFORMANCES

Modular elements standard or custom made, resistant, durable, easy to handle, simple and quick to install, inspected, certified, eco-friendly. They can be installed in any environment thanks to the architectural elements of great aesthetic versatility.

Why

- **MODERN AESTHETICS FOR ENVIRONMENTS WITH A WELCOMING AND NATURAL ATMOSPHERE.**
- **EXCLUSIVE IN-LINE ASSEMBLY STRUCTURE: SIMPLE, QUICK TO INSTALL, WITH CUSTOMIZABLE GAP ON REQUEST.**
- **SEISMIC SAFETY.**

Where

AUDITORIUMS, THEATRES, AIRPORTS, CONFERENCE ROOMS, OFFICES, PUBLIC SPACES AND ALL ENVIRONMENTS THAT REQUIRE SAFETY, EFFECTIVE NOISE CONTROL AND ELEGANT INTERIOR DESIGN.

Benefit

- **ACHIEVING FLEXIBLE, COMFORTABLE, CONTEMPORARY AND RESPONSIBLE INTERIORS.**
- **OBTAINING POINTS FOR LEED CERTIFICATION.**
- **SOUNDPROOFED ENVIRONMENTS.**
- **SPEEDING UP CONSTRUCTION.**
- **CONTAINING COSTS OF LABOUR AND MAINTENANCE.**
- **STRUCTURES 100% INSPECTABLE.**
- **INTEGRATION WITH ADVANCED CLIMATE CONTROL, DOMOTICS AND LIGHTING.**
- **PRECISE BUDGETING.**



FIRE REACTION

CBI Europe works hard to ensure the safety of the environments set up with its products. Research and tests allow us to obtain a constant evolution of quality. Certifications are provided on request.



FASTNESS

Our systems are designed to guarantee rapid installation, speeding up the laying phases and respecting all the requirements of planarity and orthogonality.



ACOUSTIC ABSORPTION

All systems are designed to offer excellent sound absorption performance, specific to the type of environment, safety and aesthetic results. Certifications are provided on request.



LEED CERTIFICATION

All products are manufactured in certified and constantly monitored processes to guarantee the highest standards of quality and safety.



ANTI-SEISMIC

The systems guarantee the application of all good safety practices in the construction and development of dedicated projects. Upon request, they can be supplied with an anti-seismic reports, which indicate suitable bracing.



INTEGRATED ACCESSORIES

The system can be fitted with accessories such as lighting units, ventilation vents, smoke detectors, sprinklers and suspended signage.



RECOMMENDATIONS FOR INSTALLATION

Slight differences in colour and shade between one panel and another are due to natural variations in the wood veneers. To obtain the most pleasing aesthetic effect, we recommend that you lay the panels out before deciding on their final arrangement. It is also good idea to order an extra number of panels to allow for future replacements, since shades, colours and grain can vary from one batch to another. All 'CBI Sound Wood Panels' must only be installed in indoor environments when the building maintained at a constant temperature.

Wood System panels should be removed from their packaging in the place of installation 48 hours before installing the ceiling or wall, so that they can assume the humidity of the environment. We recommend switching on the air conditioning in the environment at least 24 hours before starting installation. The installation environment should have temperature no lower than 15° and a relative humidity between 35% and 55% before work starts.



HYGIENE AND MAINTENANCE

Wood System panels are easy to maintain and require no special maintenance. To clean, simply wipe with a dry cloth. Panels should not be exposed to direct sunlight: like all natural materials, wood tends to change colour when exposed to UV rays. The polyacrylate treatment of the panels tends to reduce this effect. Remember that water and humidity will damage the veneering.



CBI EUROPE

Via Mons. A.O. Romero, 14 · 60027 Osimo (AN) Italy
T +39 071 71 08 688 · fax +39 071 71 08 63
info@cbi-europe.com · www.cbi-europe.com



S-P-02547 EPD®
environdec.com

